

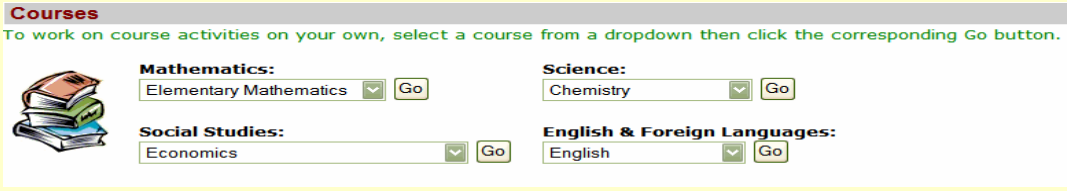
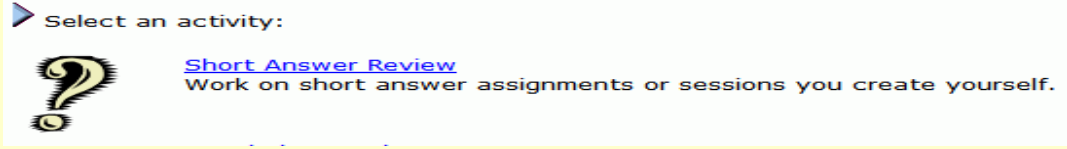
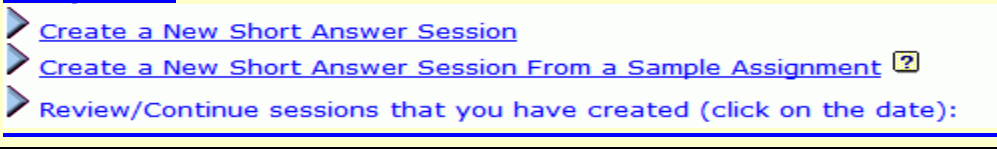


## Student Access to Past Regents Exams for review

Login at:

- [www.castlelearning.com](http://www.castlelearning.com)
- Enter login "ID" (This would have been provided by your teacher)
- Enter your "Password"
  - First time users:
    - § Skip the password field (ONLY if you are a first time user)
    - § Click the "Sign-In" button
    - § Follow the steps to create a password of your own choice
- Click the "Sign-In" button

IMPORTANT: If you forget your password, your teacher can clear it for you  
[5 steps to creating a review from past NY State Regents Exams](#)

Step 1	<p>"Select" a course (<i>use drop-down arrow</i>) and click "Go"</p> 
Step 2	<p>Click: <a href="#">Short Answer Review</a></p> 
Step 3	<p>Click: <a href="#">Sessions That You Create Yourself</a></p> <ul style="list-style-type: none"> <li>▶ <a href="#">Assignments From Your Teacher</a>      Work on Short Answer assignments from your teacher</li> <li>▶ <a href="#">Sessions That You Create Yourself</a>      Create your own Short Answer review sessions</li> <li>▶ <a href="#">View cumulative progress report</a>      View report on all questions that you have answered</li> </ul>
Step 4	<p>Click: <a href="#">Create a New Short Answer Session from a Sample Assignment</a></p> 
Step 5	<p>Click on the Exam you would like to take:          each Exam has the year &amp; month it was given          (EX. <a href="#">NYS Regents U.S. History 2003-01</a>)          This stands for January 2003 Regents</p>